

An aerial photograph of a cityscape featuring a large, modern tent structure with a complex, geometric, pinkish-white canopy. The tent is situated on a green lawn next to a large, turquoise swimming pool. The pool has a curved, modern design with a small circular fountain in the center. In the background, there are several tall, modern skyscrapers and a winding road. The overall scene is a mix of urban architecture and recreational space.

ROYALTENT

The most beautiful tent solutions and
exclusive shade structures in
the Middle East

**GUARANTEED TO MAKE YOU
WOW!**

General Guidance when choosing a tent:

Main Tent:


During banquet (**buffet with round tables set up**) min required space per person is 2sqm for the dining area.

Example: 100 guests need a minimum of 200 sqm. tent

Stage, dance floor required additional space.



Kitchen tent and other services tents can be attached to the main tent as an extension, separated by a wall with a door.






Minimum space requirements depending on the nature of event, including service area:

- Luxury wedding
- Standard wedding
- Majles
- Banquet
- Catering tent
- Cocktail reception
- Meeting room
- Conference tent
- Briefing room

- 3-4 sqm per person.
- 2.7 sqm per person.
- 4 sqm per person.
- 2.5 sqm per person.
- 2 sqm per person.
- 1.5 sqm per person.
- 2.2 sqm per person.
- 1.7 sqm per person.
- 1.5 sqm per person.



GENERAL STRUCTURE SPECIFICATIONS

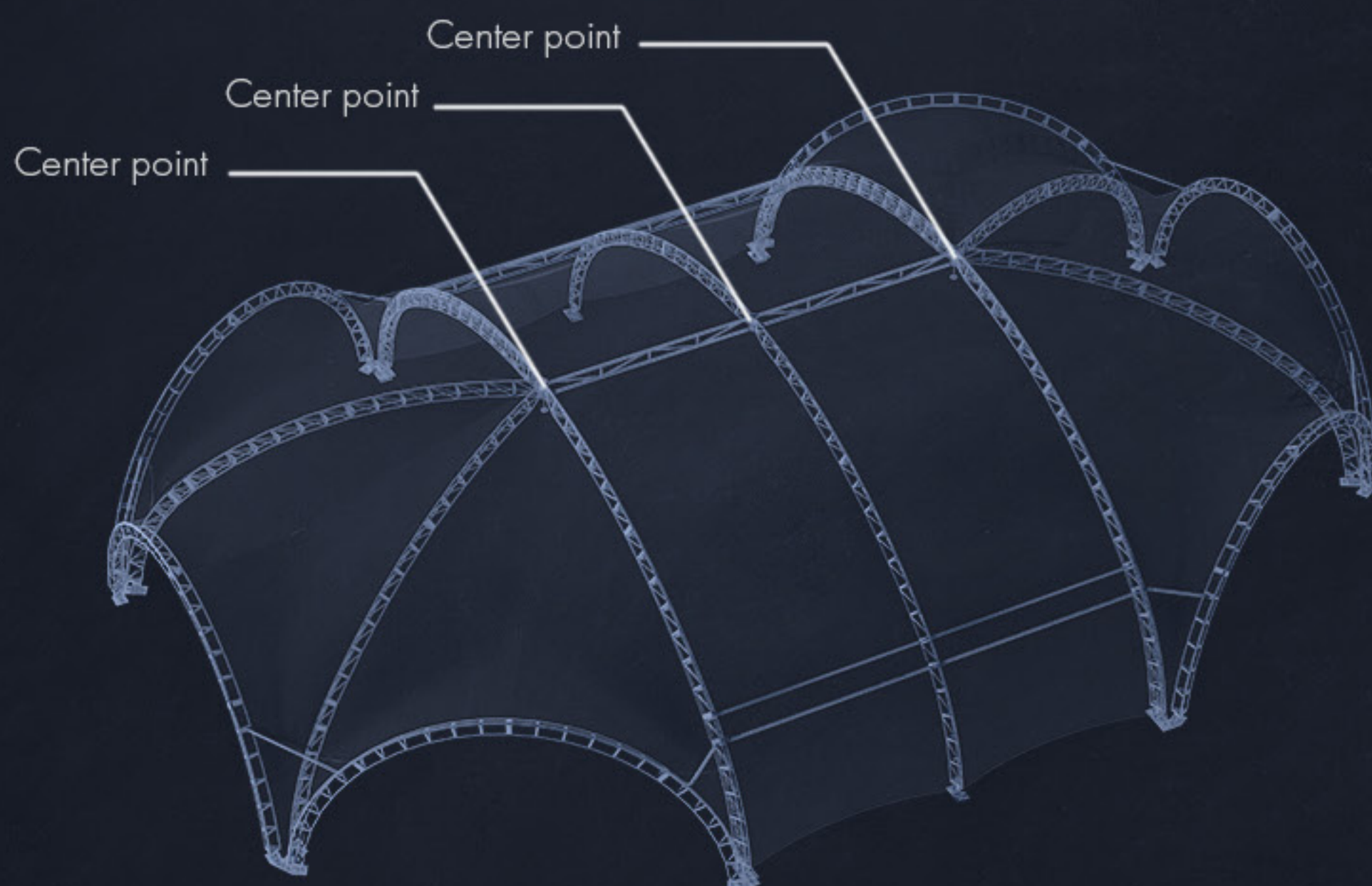
(FOR ALL TYPES OF ARCH TENTS)


Full structure:

- Wind resistance – up to 35 m/sec (126 km/hour).
- Rain proof.
- Free standing, self-balanced.
- Tent skin is stretched over the frame with tension mechanism for ideal tensile properties.
- Guaranteed new, clean PVC and frame, free from wrinkles, scratches, dirt and rust.

Steel frame specifications:

- Rein forced steel frame with hot dip galvanized anticorrosio finishing.
Can be powder coated additionally.
- Frame load capacity – up to 54 kg. per linear meter.
- Center point of the arch load capacity is up to 300kg.
- Pipe size is 32mm.





PVC specifications:

- Fire retardant.
- High quality PVC, 10 years warranty.
- UV resistant.
- Pre-tensile. Tear strength min 300N up to 1200N, depending on the thickness.
- Standard PVC thickness for rental structure is 900gsm, with tear strength 900N.
- Standard rental PVC is translucent (allows some light to come through, gives nice warm light inside without the need to use additional lights during the day).
- Blackout PVC is also available for both roof and sides.




ARCH HEXA



DIMENSIONS :

Tent area **260 sqm.**

Hexagon shape, each side **10m** wide,
6.3m height in the middle. height of the side arch **4.5m**



260 sqm




TENT EXTENSION :


5X20
Tent extension part



10X20
Tent extension part



ARCH SQUARE

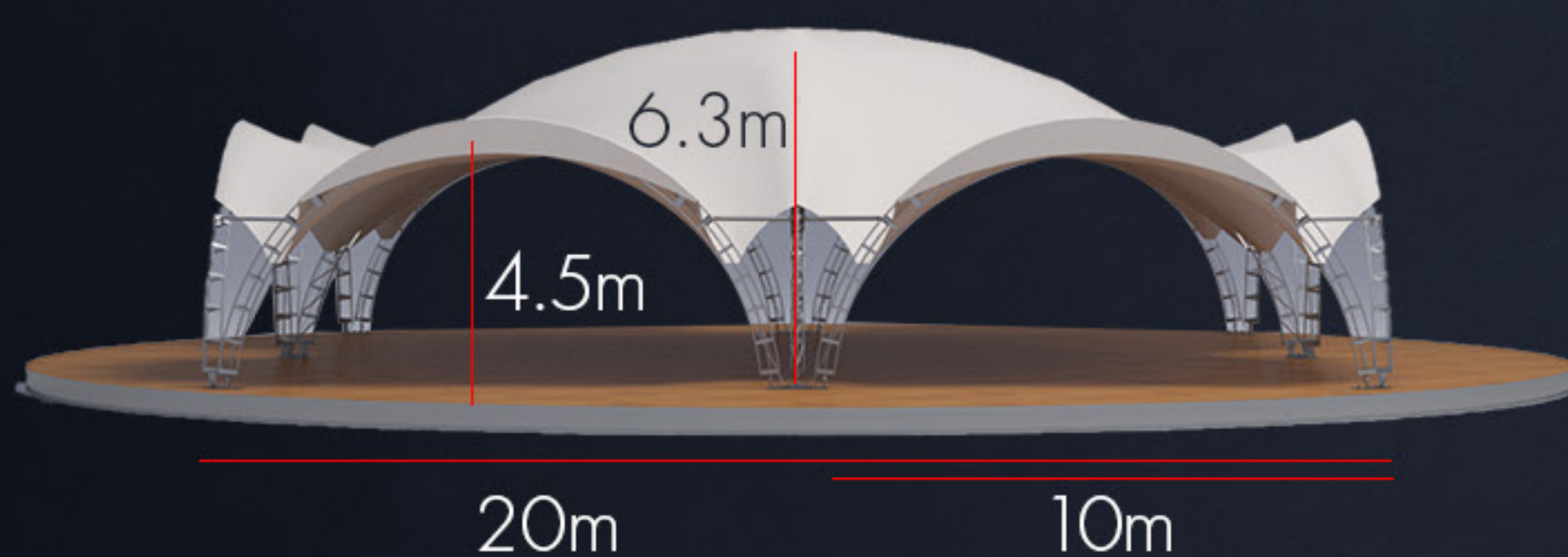


DIMENSIONS :


Tent area **400 sqm.**

Rectangular shape 20x20m, with 2 arches at each side.

Height in the middle 6.3m, side arch size 10m width and 4.5m height in the middle.



400 sqm



TENT EXTENSION :

5x20 tent extension parts

10x20 tent extension parts



ARCH TENT



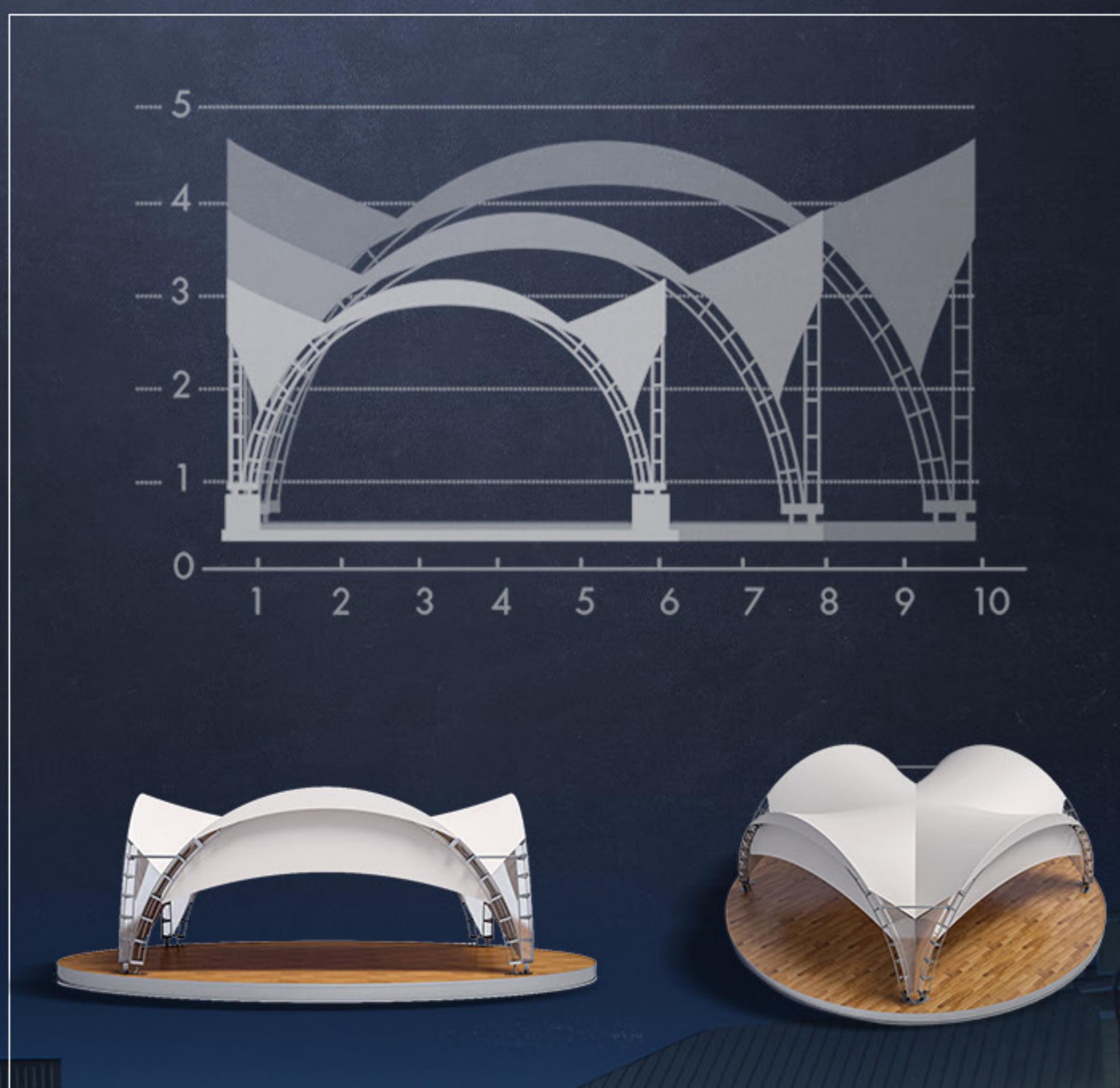
AVAILABLE SIZES:

6x6m

8x8m

10x10m

Center of the ceiling
is the lowest point
of the tent.



ARCH DUNE



AVAILABLE SIZES:

6x6m

8x8m

10x10m



Center of the ceiling
is the highest point
of the tent.

Has central truss with
a connector, that can carry
additional weight.



ARCH GATE

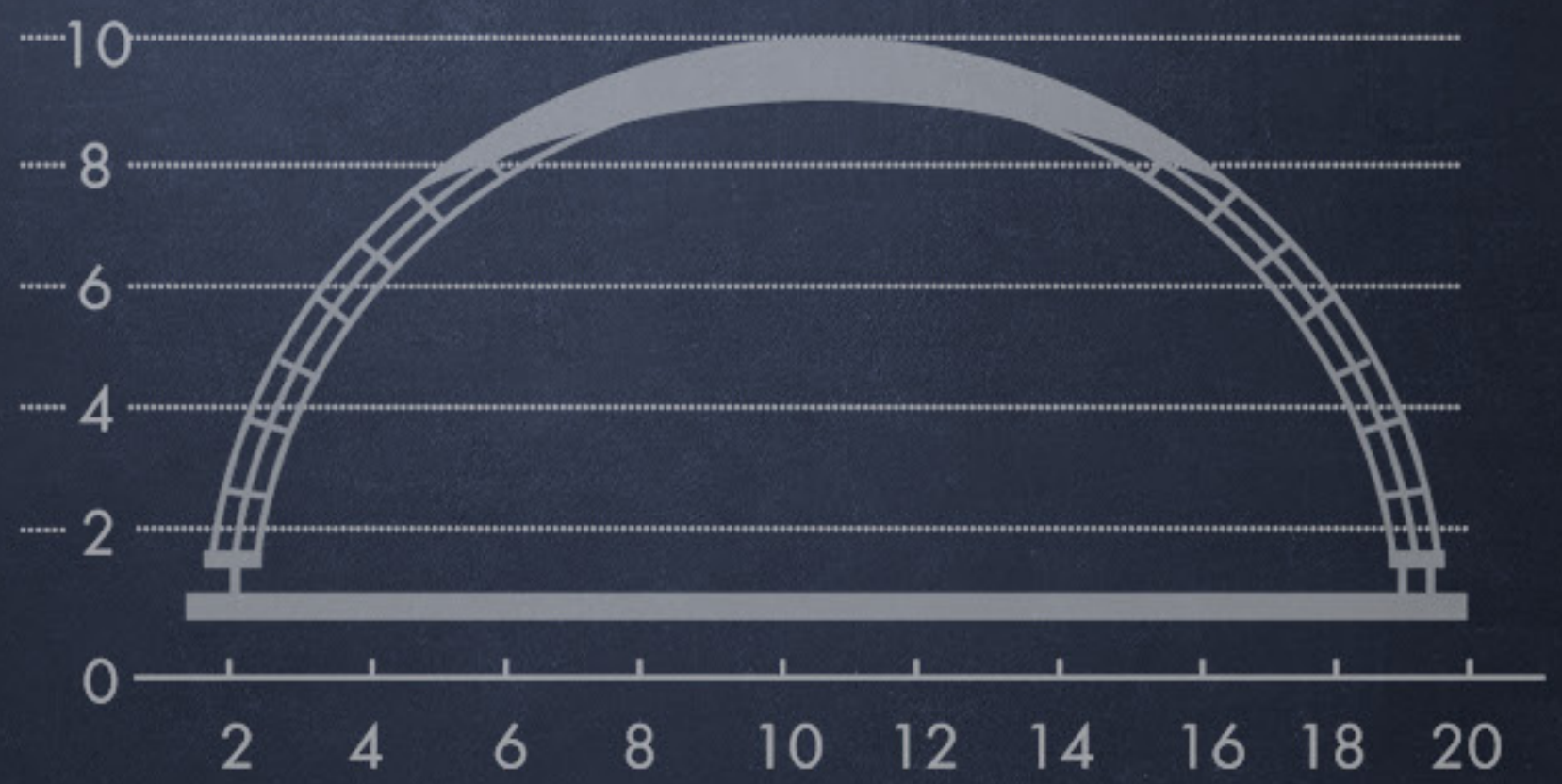


AVAILABLE SIZES:

10x5m

10x3m


8x3m



Often used as a welcome zone at the main entrance or as an extension of the main tent for stage, media zone, kitchen, storage, back office etc.



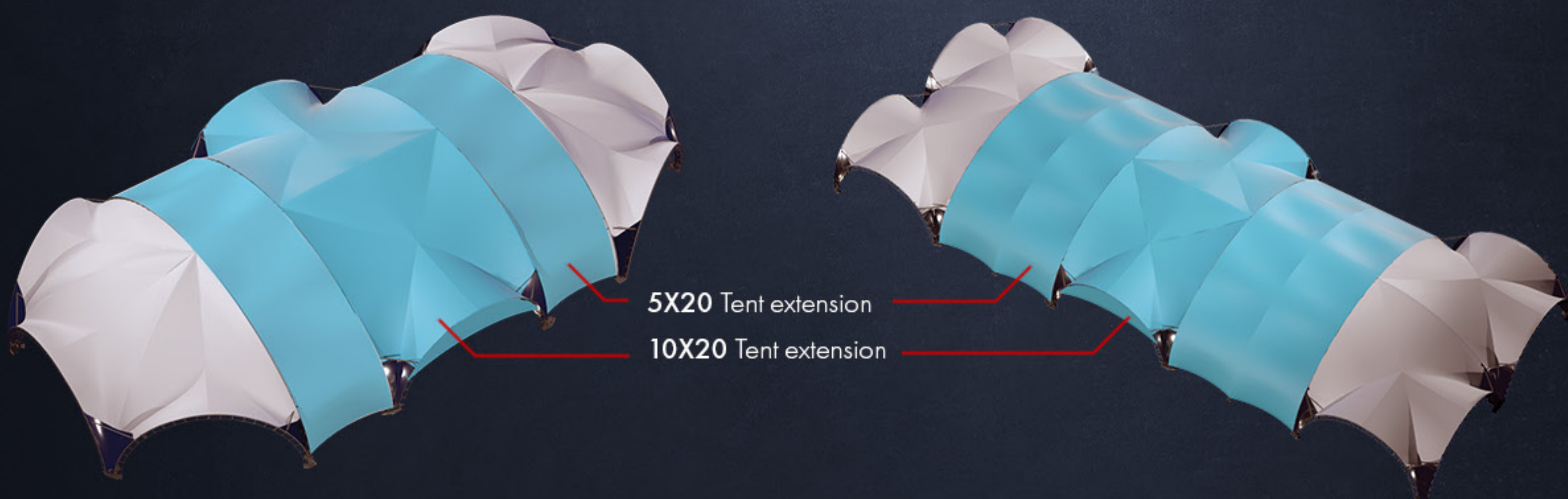
It can also be used as a connecting corridor between the tents.



LARGE ARCH TENTS with extensions



ARCH HEXA and **ARCH SQUARE** can be extended by adding infinite number of 5x20 or 10x20 extensions.



They can be combined in any order, to fit the requirements.

A tent can also have a configuration of **ARCH HEXA** on one side and **ARCH SQUARE** on the other side.



ARCH EVENT



AVAILABLE SIZES:

5x5m. Height is adjustable with 3 standard positions: 2.5m, 3m, and 3.5m

Can be connected to form a corridor in a straight line or L-shape.

Can also be fully closed with walls.



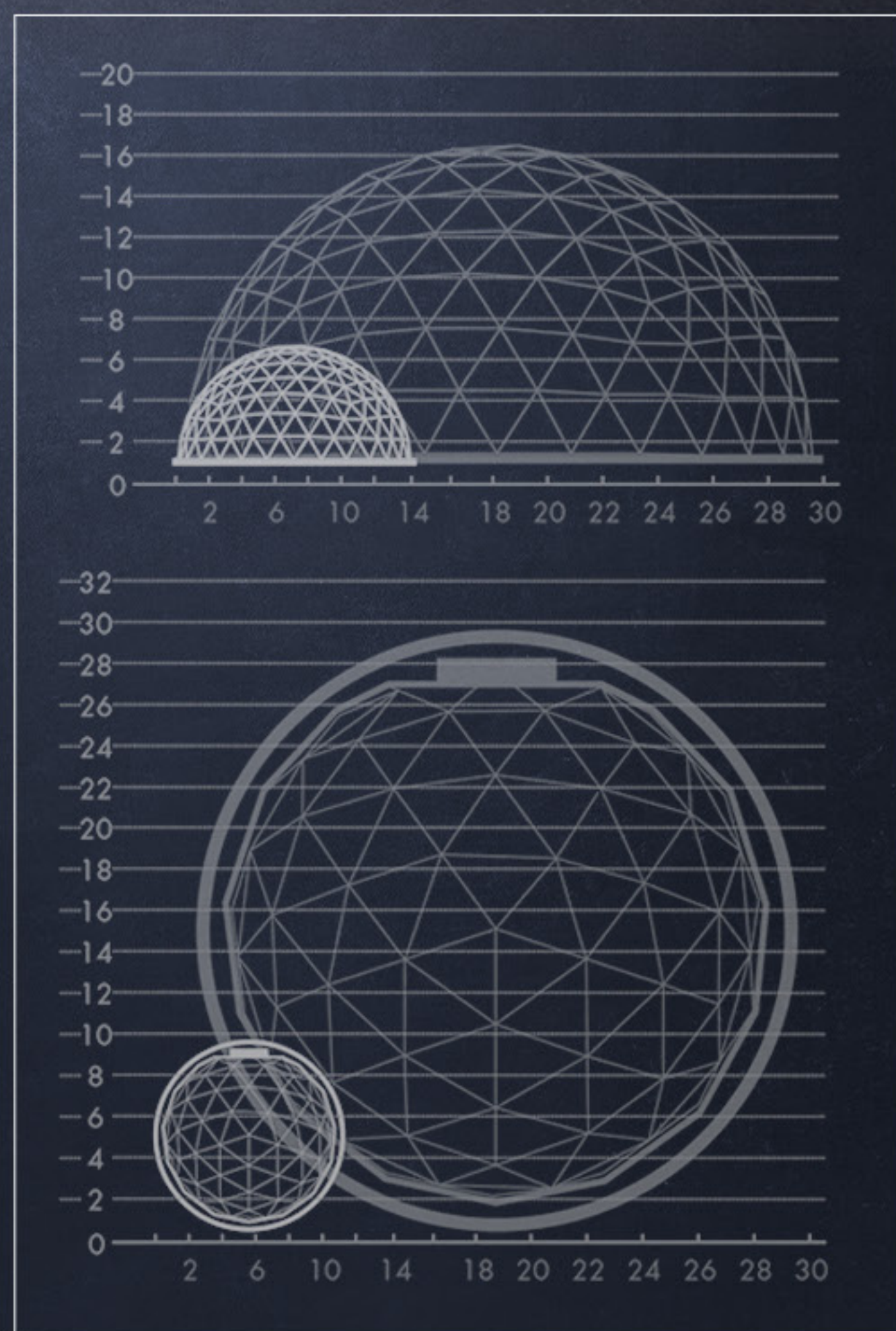
GEODESIC DOMES



AVAILABLE SIZES:

6m – area 28 sqm, height 3.2m
12m – area 113 sqm, height 6m
16m – area 200 sqm, height 8m
20m – area 314sqm, height 10m
26m – area 530 sqm, height 13m
30m – area 706 sqm, height 16m

Dome tents can have a customized skin
and perfect 360° projection.



WALLS & DOORS



PVC WHITE



GLASS DOUBLE DOOR




SLIDING CURTAIN



GLASS



CRESCENT



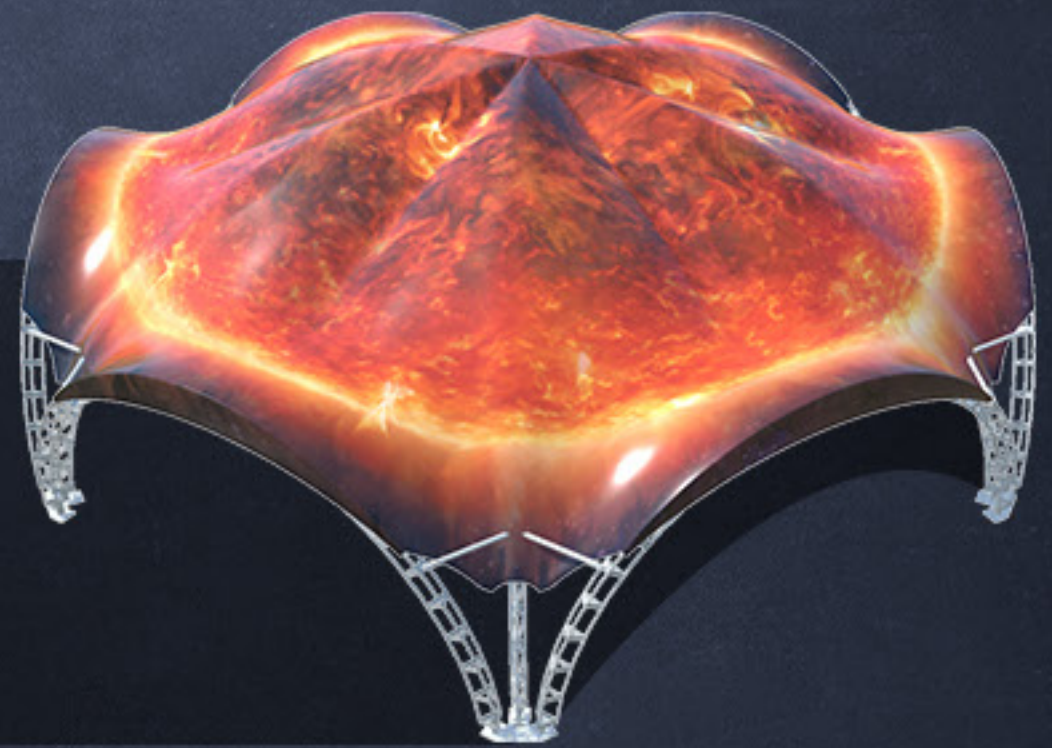
TRANSPARENT



BRANDING



ROOF BRANDING
WALL BRANDING
CRESCENT BRANDING



TENT FOR STAGE






ADDITIONAL EQUIPMENT AND DECOR

- Multiple flooring options from simple to luxury.
- Air conditioning equipment.
- Lighting and decor.





ROYALTENT

PO Box 86585, Ras Al

Khaimah, UAE

+971 07 2433577

+971501030345

info@royaltent.me

www.royaltent.me